

RS2

SNCF Agence des Gares - Jean-Marie Duthilleul
.12

RS2



INTRO

Tecno has a long and successful history of supplying furniture for high traffic waiting areas and is perfectly familiar with the needs of environments in which users come and go in relatively short times. With these needs in mind, Tecno has always developed products that are wear resistant, easy to maintain, highly configurable, customisable to specific requirements and designs and, last but not least, with the high style content that users have come to expect from Tecno.

After many years of participation in prestigious international projects with the highly successful RS range, in 2012 Tecno introduced a logical step forward in the form of the innovative RS2 range.

Waiting rooms are rapidly turning into temporary work places and seating needs to permit full functionality from the many electronic devices that the travelling public now carry.

The RS2 seating range responds to the latest needs and even incorporates advanced power and USB cabling solutions. On top of this, complementary accessories like lamps, perches and cabled free-standing tables turn the RS2 product range into an effective temporary office.

To satisfy the needs of regular users, the seating is designed to ensure maximum comfort even for long waiting periods. Ergonomically shaped seats and backrests with lumbar support help the body assume a correct posture and avoid the formation of pressure points. Seat depth and height has been carefully chosen to facilitate use even by differently abled persons.

The materials from which the RS2 range is made contribute to its attractive appearance. Self-skinning polyurethane, for example, is a striking and extremely wear resistant new material that is ideal for outdoor applications.

DESIGNER



Jean Marie Duthilleul

RS2 BENCH



Painted die-cast aluminum body or painted die-cast aluminium body with self-skinning polyurethane slats

1R25103GF: L 56 D 65.5 H 52 (Alluminum)
1R25102GX: L 56 D 65.5 H 52 (Polyurethane slats)



Self-skinning polyurethane body

1R25105AP: L 56 D 65.5 H 52



Black leather or fabric body

1R25101CU: L 56 D 65.5 H 52 (Black leather)
1R25106KW: L 56 D 65.5 H 52 (Fabric)



Scratch-proof curved wood body, oak or wenge coloured oak finish

1R25104OB: L 56 D 65.5 H 52



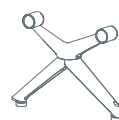
Polished aluminium armrest
(Included in structure)



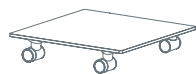
Direct floor fixing base
1R21010GF: Ø 9



Disc type floor fixing base
1R21020GF: Ø 25



Mobile base
(Included in structure)



Corian® table for cabled bench
1R24161CO: L 55.5 D 55.5 H 1.2



Tempered glass for cabled bench
1R24162CW: L 55.5 D 55.5 H 1.2

RS2 BACKLESS SEAT



Painted die-cast aluminium body or painted die-cast aluminium body with self-skinning polyurethane slats
1R25203GF: L 56 D 50.5 H 5 (Aluminum)
1R25202GX: L 56 D 50.5 H 5 (Polyurethane slats)



Self-skinning polyurethane body
1R25205AP: L 56 D 50.5 H 5



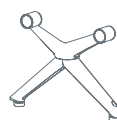
Black leather or fabric body
1R25201CU: L 56 D 50.5 H 5 (Leather)
1R25206KV: L 56 D 50.5 H 5 (Fabric)



Direct floor fixing base
1R21010GF: Ø 9



Disc type floor fixing base
1R21020GF: Ø 25

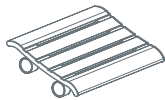


Mobile base
(Included in structure)



Polished aluminium armrest
(Included in structure)

RS2 HIGH SEAT

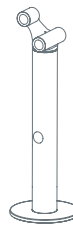


Painted die-cast aluminium body or painted die-cast aluminium body with self-skinning polyurethane slats
1R25303GF: L 50 D 33 H3.5 (Aluminum)
1R25302GX: L 50 D 33 H3.5 (Polyurethane slats)



Direct floor fixing base

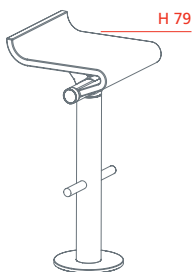
1R2131GF



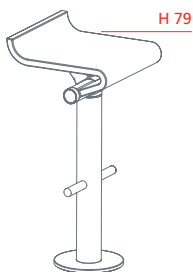
Disc type floor fixing base

1R21320GF

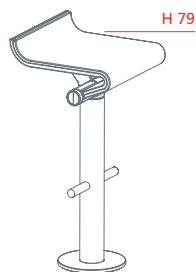
RS2 PERCH



Perch with leather body
1R26411CU: L 40 D 41 H 83.5

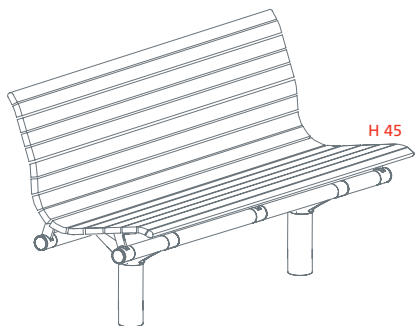


Perch with self-skinning polyurethane body
1R26415AP: L 40 D 41 H 83.5

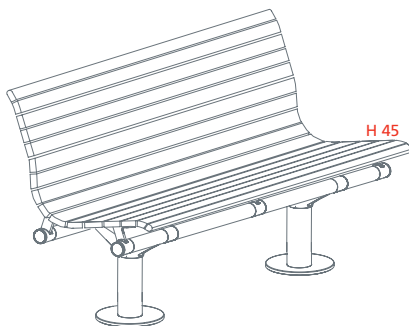


Perch with fabric body
1R26416KW: L 40 D 41 H 83.5

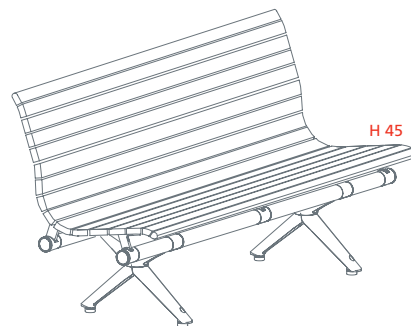
RS2 BENCH



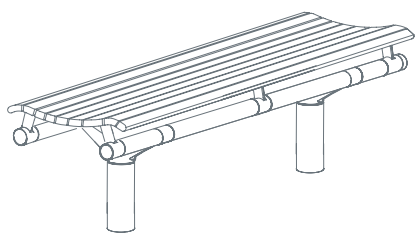
Bench with direct floor fixing base
1R26533GA: L 178.5 D 65.5 H 88



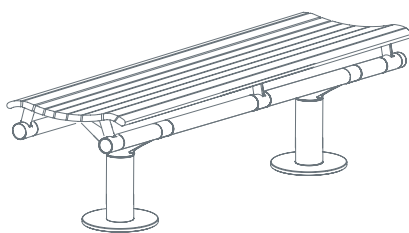
Bench with disc type floor fixing base
1R26532GA: L 178.5 D 65.5 H 88



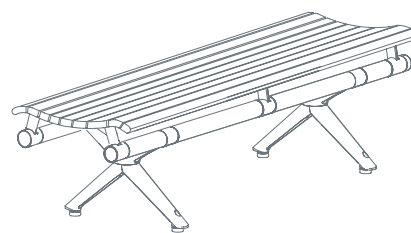
Bench with mobile base
1R26531GA: L 178.5 D 65.5 H 88



Backless wood bench with direct floor fixing base
1R26536GA: L 178.5 D 56 H 45

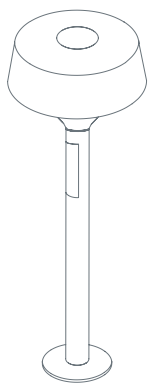


Backless wood bench with disc type floor fixing base
1R26535GA: L 178.5 D 56 H 45



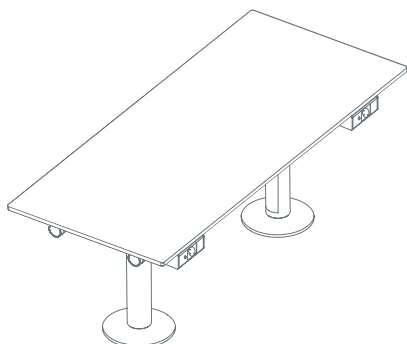
Backless wood bench with mobile base
1R26534GA: L 178.5 D 56 H 45

RS2 LAMP



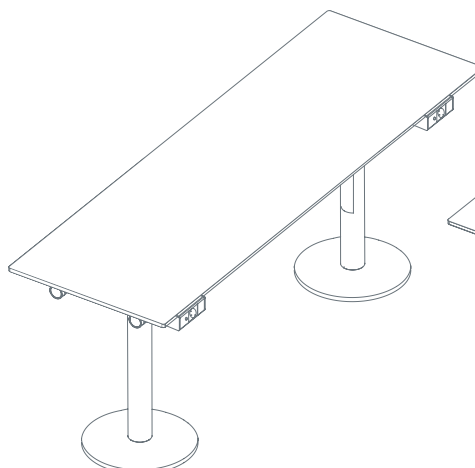
Lamp with disc type floor fixing base
1R26911GF: Ø 55 H 122,5

RS2 TABLES



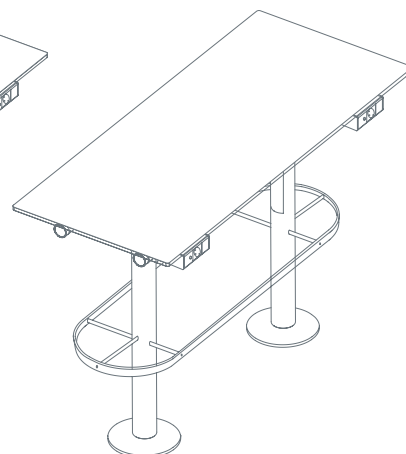
Low rectangular table with Corian® or glass top

1R26661CO: L 70 D 100 H 40 (Corian)
1R26662CW: L 70 D 100 H 40 (Glass)
1R26663CO: L 70 D 150 H 40 (Corian)
1R26664CW: L 70 D 150 H 40 (Glass)



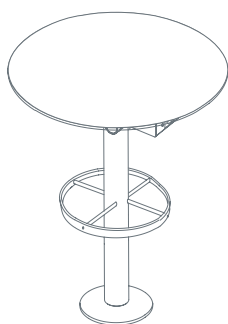
Medium height rectangular table with Corian® or glass top

1R26771CO: L 70 D 180 H 75 (Corian)
1R26772CW: L 70 D 180 H 75 (Glass)



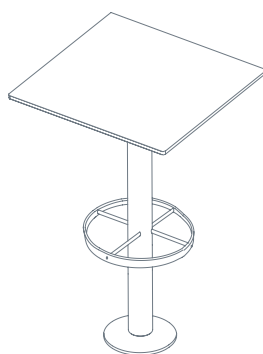
High rectangular table with Corian® or glass top

1R26861CO: L 70 D 150 H 110 (Corian)
1R26862CW: L 70 D 150 H 110 (Glass)
1R26871CO: L 70 D 250 H 110 (Corian)
1R26872CW: L 70 D 250 H 110 (Glass)



High round table with Corian® or glass top

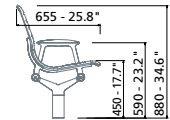
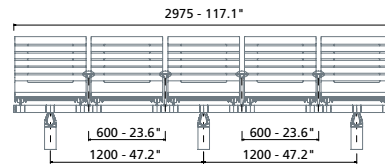
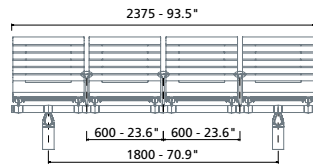
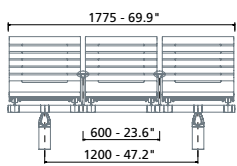
1R26851CO: Ø 70 H 110 (Corian)
1R26852CW: Ø 70 H 110 (Glass)



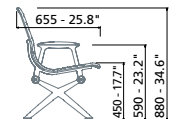
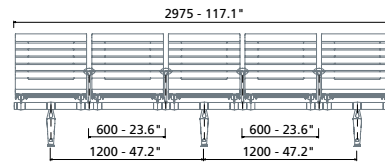
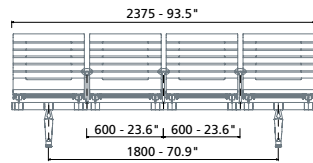
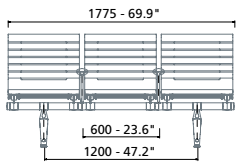
High square table with Corian® or glass top

1R26853CO: L 70 D 70 H 110 (Corian)
1R26854CW: L 70 D 70 H 110 (Glass)

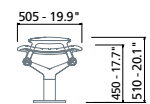
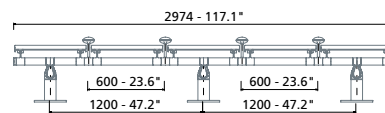
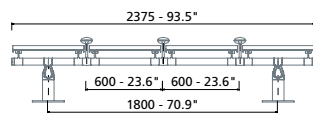
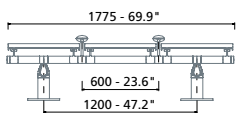
RS2 CONFIGURATIONS



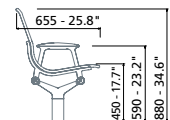
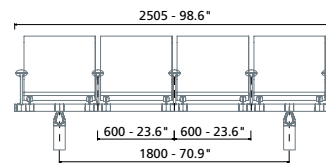
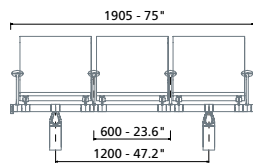
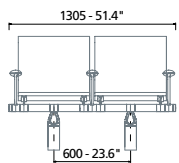
Aluminium backrest seat with y base



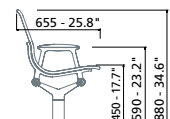
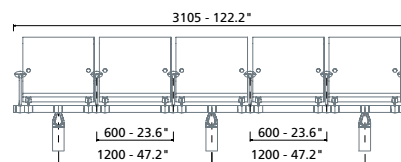
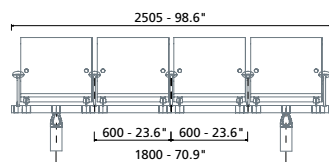
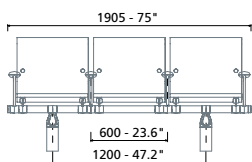
Aluminium backrest seat with x base



Aluminium backless seat

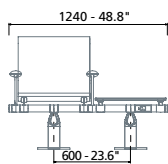


Self-skinning polyurethane seat

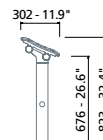
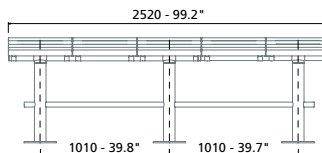
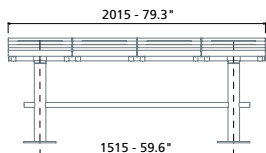
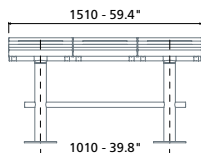
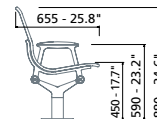
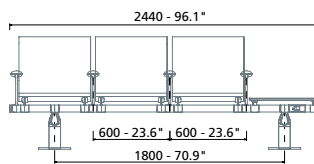
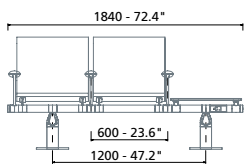


Oak wood seat

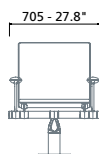
RS2 CONFIGURATIONS



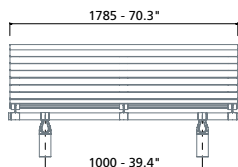
Seat with cabled table



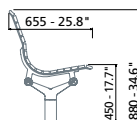
High seat



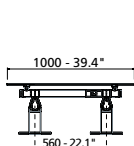
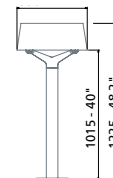
Single seat



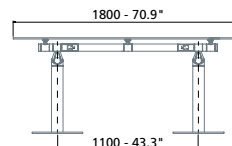
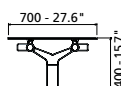
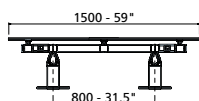
Bench



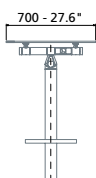
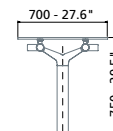
Lamp



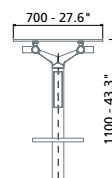
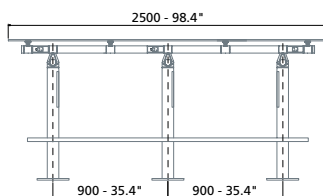
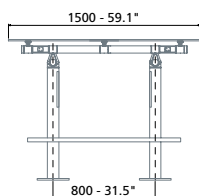
Low cabled table



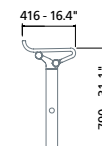
Medium height cabled table



High cabled table



Perch



RS2

BODY



ALUMINIUM



LIGHT OAK



OAK STAINED WENGE



RED SELF-SKINNING
POLYURETHANE



BLACK LEATHER




FABRIC: BAZIL COLOR 640



FABRIC: PRO 2 COLOR 621

TABLES



CORIAN



TEMPERED GLASS

BASES



ALUMINIUM